

Systems available for Mini Lime


- Slimline system (includes conduit sleeve)
- BBJ system
- Inoac/Inaba system
- Artiplastick system
- SuperDuct system

Systems available for Maxi Lime


- BBJ system
- Inoac/Inaba system
- Artiplastick system
- SuperDuct system

Please note that the Maxi Lime is supplied with BBJ trunking (D.70) as standard.


Mini Lime Slimline system



Mini Lime Artiplastick system



Mini Lime BBJ system



Mini Lime SuperDuct system



Mini Lime Inoac/Inaba system



The Lime pump included in the SuperDuct system comes complete with a SuperDuct rubber casing (as shown in the picture above).



SLIMLINE SYSTEM

Once you have selected the required pump, the next step is choosing the desired system. There are 5 types of trunking systems available.

The systems all comprise of all the components required: pump, elbow, 800mm conduit & ceiling plate.

For simple installations the Slimline system is perfect (Slimline is a non extendable range of trunking).

For both simple and more complex installations the BBJ and Inoac system packs are ideal. They can be integrated within the ranges of BBJ (pages 40/41), Inoac (page 42/43) and Inaba trunking. This allows for maximum installation flexibility when required.

Finally there are the Artiplastick and SuperDuct systems which can be integrated within the Artiplastick and SuperDuct ranges of trunking accessories respectively.