

persol

CLEAN AND CONDITIONED AIR
ARRIATA **PULITATA** **E CONDIZIONATA**




What is the problem?

We spend most of the day in closed environments (at home, in public places, offices, etc.).

External pollution, together with those generated within enclosed environments, such as smoke, dust and unpleasant odours, has become a constant source of aggravation.

We cannot freely choose the air we breathe. It is simply a necessity to the places we inhabit.

And the problem is becoming increasingly acute as the air we breathe contains harmful particles that can affect our health and our psycho-physical well-being.



You can overcome it if you want!

You can now do more than simply open the windows and doors, which causes heat dispersal. With its comprehensive range of equipment, **Cosdep** has put a stop to all this, as **improving the quality of the air we breathe means improving the quality of life!**



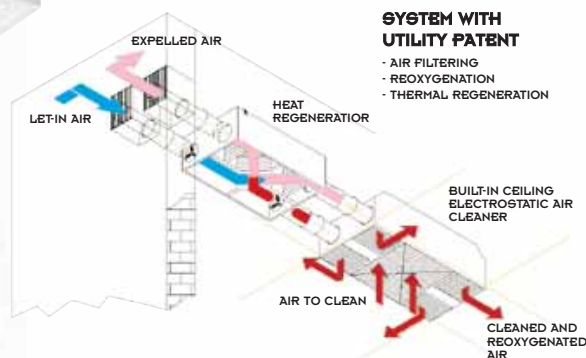
Cosdep





BUILT-IN CEILING ELECTROSTATIC AIR CLEANER


Made to meet installation needs in premises where the air cleaner has to be fitted in the ceiling. Solution to pollution problems in enclosed environments. Saving on heating and air conditioning costs. Maintenance limited to a periodic washing of filters.



Example of installation model CRCS in combination with CTC9 22 built-in ceiling electrostatic air cleaner.

DOUBLE-FLOW SUCTION SYSTEM WITH HEAT REGENERATION

The double-flow ventilation units with heat regeneration have been conceived to solve the problems of suction of stale air polluted by smoke, pollen, odours and overcrowding, in those places where the change of air is not properly carried out. The CRCS units, besides maintaining very good air change, can save energy thanks to the **heat regenerator** placed in the unit itself.



TECHNICAL DETAILS:		CTC922	TECHNICAL DETAILS:		CRCS 11
Power supply	V	220/240	Power supply	V	220 / 240
Frequency	Hz	50/60	Installed power	max	1340
Maximum power consumed	W	230	1000-Watt electric resistor	W	included
Machine body size	mm (LxDxH)	1170x570x260	Control panel		included
Panel size	mm (LxDxH)	1200x600x30	Air volume	m ³	400
Built-in ceiling height min.	mm	260	Static pressure	mm Pascal	80
Weight	Kg	58	Maximum efficiency		90%
Max volume advisable	mc	250	Diameter of flexible pipe flange	mm	200
Nominal capacity		2800		L	800
Effective capacity	cu.m	2000	Dimension	mm H	300
Installation		built-in ceiling		D	500
No. electrostatic filters		1			
Dimensions of electrostatic filter	mm (LengthxDepthxHeight)	545x545x127			
Area of electrostatic filters	cm ²	85500			
Max efficiency		99.7% by instrument			
Fan speeds		4 with remote control and manual			
Voltage on electrostatic filter	V 8000 / 7750 / 7500 / 7250	4 controlled by remote control			
Noise level 1 st speed		db 40 / speed m/s 0.60			
Noise level 2 nd speed		db 45 / speed m/s 0.90			
Noise level 3 rd speed		db 50 / speed m/s 1.35			
Noise level 4 th speed		db 55 / speed m/s 1.85			



ELECTRONIC AIR CLEANERS WITH AIR IONIZERS TE SERIES

It is the most modern and effective answer to the pollution problem in enclosed environments.

The ideal solution for offices, shops, bars, restaurants, kitchens, workshops, etc.

The electrostatic filter retains the dirty particles suspended in the air and simply has to be periodically washed, without replacement of any part.

It is effective against smoke, dust, odour, microorganisms, allergy causing particles.

RECOGNIZED EFFECTS IN MEN CAUSED BY AIR-IONS

Involved aspects:	Negative ions:	Positive ions:
nervous system	relaxing	exciting
blood pressure	reduction	rising
beating rhythm	reduction	rising
capillaries	dilation	contraction
equilibrium	betterment	worsening
metabolism	increase	reduction
allergy	alleviation	stimulation
nasal congestion	no effect	stimulation
psychophysics performances	betterment	worsening

The negative ionisation has no contra-indications.



TECHNICAL DETAILS:		TE 1.4	TE 1.8	TE 2.0	TE 2.8	TE 3.6
Power supply	V	220/240	220/240	220/240	220/240	220/240
Frequency	Hz	50/60	50/60	50/60	50/60	50/60
Maximum power consumed	W	140	155	200	210	230
Dimensions	mm LxDxH	710x350x410	770x380x410	600x600x310	680x680x310	750x750x310
Weight	Kg	27	30	33	42	54
Max volume advisable	mc	110	140	180	230	300
Nominal capacity		1300	1600	2000	2400	3000
Effective capacity	cu.m	1000	1300	1500	1900	2600
Installation		wall	wall	ceiling	ceiling	ceiling
No. electrostatic filters		1	1	1	2	2
Dimensions of electrostatic filter	mm LxDxH	510x305x127	595x340x127	510x445x127	510x305x127 per 1 filter	595x340x127 per 1 filter
Area of electrostatic filters	cm ²	42778	49698	58786	42778 per filter	49698 per filter
Max efficiency		99.7% by instrument	99.7% by instrument	99.7% by instrument	99.7% by instrument	99.7% by instrument
Fan speeds		4 with remote control and manual				
Negative ioniser	V	-7500	-7500	-7500	-7500	-7500
Voltage on electrostatic filter	V	8000/7750/7500/7250				
		4 controlled by remote control				
Noise level 1 st speed		db 35 / speed m/s 0.6	db 36 / speed m/s 0.6	db 40 / speed m/s 0.8	db 40 / speed m/s 0.8	db 40 / speed m/s 0.6
Noise level 2 nd speed		db 38 / speed m/s 0.9	db 39 / speed m/s 0.8	db 45 / speed m/s 1.0	db 45 / speed m/s 1.0	db 45 / speed m/s 0.8
Noise level 3 rd speed		db 42 / speed m/s 1.3	db 43 / speed m/s 1.4	db 50 / speed m/s 1.5	db 50 / speed m/s 1.4	db 50 / speed m/s 1.4
Noise level 4 th speed		db 48 / speed m/s 1.7	db 49 / speed m/s 1.8	db 55 / speed m/s 1.8	db 55 / speed m/s 1.7	db 55 / speed m/s 1.8

CLEAN AND CONDITIONED AIR
PULITÁŘ
ARRIATA
AIR IONIZERS




DEPUIONIX ELECTRONIC AIR CLEANER AND AIR IONIZER WITH REMOTE CONTROL SMOKILLER SERIES

Keeping the air in your house clean, the SMOKILLER air cleaner can improve the quality of your life.

DEPUIONIX - Electrostatic air cleaner with built-in ionizer. DEPUIONIX not only cleans the air, but also regenerates it: a special electronic circuit produces both the positive energy of the air cleaning and the negative ionization current which is able to re-create the ionic balance in the air.

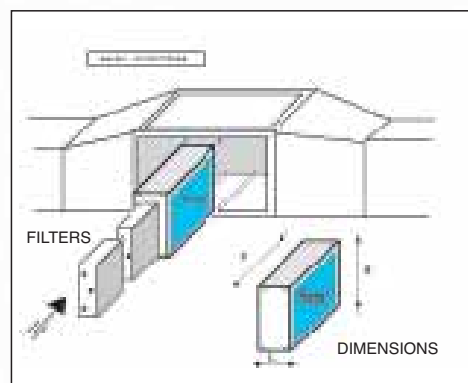


Active carbon filter
for small suction models



Electrostatic filter

ELECTROSTATIC FILTERING MODULES FOR AIR INTAKE OR DUCT MAL SERIES



TECHNICAL DETAILS:		DEPUIONIX TX	SMK GAZ
Power supply	V	220/240	220/240
Frequency	Hz	50/60	50/60
Maximum power consumed	W	90	105
Dimensions	mm LxDxH	365x330x280	365x330x280
Weight	Kg	9.5	14
Max volume advisable	mc	60	60
Nominal capacity		500	350
Effective capacity	cu.m	400	300
Installation		on carriage, on shelf or on wall	on carriage, on shelf or on wall
No. electrostatic filters		1	1 active carbon filter
Dimensions of electrostatic filter	mm LxDxH	290x145x265	290x145x265
Area of electrostatic filters	cm ²	18280	—
Max efficiency		99.7% by instrument	—
Fan speeds		3 fixed by remote control	variable manual
Noise level 1 st speed		db 36 / speed m/s 0.70	—
Noise level 2 nd speed		db 40 / speed m/s 1.40	—
Noise level 3 rd speed		db 45 / speed m/s 2.20	—

ARIA PULITÀ CLEAN AND CONDITIONED AIR ATTÀ

OPERATING PRINCIPLE

The central air exchange units mod. CRCS offer the advantage of a heat regenerator composed of a heat exchange pack constructed in flat aluminium plates alternating with corrugated aluminium plates inserted into an aluminium frame.

The warm air expelled and the external air introduced pass across the exchanger in a crossed movement, without conflicting with each other, resulting in the heat being transmitted from the exhaust air to the air introduced.

The CRCS central air exchange units also offer the following advantages:

- perfect sealing of the heat exchange pack of the aluminium plates prevents mould, bacteria and odours from passing from the exhaust air to that introduced;
- the low operating costs and high performance offered by the systems ensure a rapid amortisation of the purchase cost.

All CRCS models can be supplied with electric or water battery, for the postheating in the very cold winter months.

INSTALLATION INSTRUCTIONS

The installation of the CRCS exchangers is performed in the following way:

- make two holes in the external wall, connecting the pipelines supplied with air suction and inlet external grates to the exchanger. Adapt to the latter the ducts to draw or introduce air in the environment.

Should the exchanger be installed with CTC522 built-in ceiling air cleaner:

- by means of 2 pipelines, connect the exchanger to the filtering unit.

The combination with CTC522 unit allows cleaning and reoxygenate the air at the same time, with the only maintenance of the air cleaner electrostatic filter, thus avoiding the frequent and difficult cleaning of the exchanger.

MAINTENANCE

Periodically clean the filters.

When the CRCS air exchanger is installed in public places or smoky sites, it is advisable to combine the air change system with a good electrostatic filtering system.



CRCS 14



CRCS 10



CRCS 16



CRCS 15/20/25/30



ACCESSORIES

TECHNICAL CHARACTERISTICS OF THE CENTRAL AIR EXCHANGE UNITS WITH HEAT REGENERATOR

MODEL		CRCS 10/11 - 400 mc	CRCS 14 - 400 mc	CRCS 15 - 800 mc	CRCS 16 - 800 mc	CRCS 20 - 1200 mc	CRCS 25 - 1600 mc	CRCS 30 - 2000 mc
Power supply	Volt	220	220	220	220	220	220	220
Installed power		max 1340	max 1340	500	max 1700	370	600	840
1000-Watt electric resistor	Watt	included	included	excluded	included	excluded	excluded	excluded
Control panel		included	included	excluded	included	excluded	excluded	excluded
Air volume	m ³	400	400	800	800	1200	1600	2000
Static pressure	mm Pascal	80	80	100	100	120	120	140
Maximum efficiency		90%	90%	63%	90%	63%	63%	63%
Diameter of flexible pipe flange	mm	200	150	250	150	250	300	300
Dimensions	L	800	710	1350	860	1350	1350	1350
	H	300	295	500	295	500	500	500
	D	500	500	560	700	840	1100	1360

N.B. - The CRCS 10 - 500 MC. Model can be installed at sight in sites with no built-in ceiling CRCS 11

Technical details are purely as an indication and they can be subject to variations and improvements.

Licensed distributors:

cosdep

COSDEP di Vighesso Onorio s.n.c.

Sede legale:

Via Copernico, 25 - 36034 MALO (VI)

Telefono 0445.605255 / 602414 - Fax 0445.602464

Internet: www.cosdep.com - e-mail: info@cosdep.com

CLEAN AND CONDITIONED AIR
MULTI-TREATMENT AIR

MOD. COSDEP 2002 / ING